

DIVISION 10 - SPECIALTIES

VISUAL DISPLAY SURFACES	10 11 00
--------------------------------	-----------------

Chalkboards and Markerboards: Porcelain-on-steel writing surface.

Tackboards: Natural cork.

SIGNAGE	10 14 00
----------------	-----------------

The UCD Campus has a campus sign program. A copy of these guidelines may be obtained from the University's Representative. The guidelines:

1. Provide graphic standards for a campus sign program.
2. Provide category classification for all sign types in the program.
3. Assist in identifying which sign type is appropriate to use.
4. Assist in the application and placement of signs.

LABORATORY ROOM SIGNAGE

Laboratory faucets served by industrial water shall be labeled "Industrial Water – Do Not Drink". Signs to be of panel type construction with dimensions of 1 by 4-inch minimum. Panel color shall be dark with lettering of high contrast. Coordinate with campus sign program.






EMERGENCY EVACUATION SIGN

All campus buildings over one story high shall have building evacuation signs posted on every floor. The signs shall be posted at all stairway and elevator landings and immediately inside all public entrances to the building (California Code of Regulations, Title 19). The evacuation plan sign is noted in the Campus Sign Program as type Interior 4.G.

The insert for the holder shall conform to the following criteria to comply with state regulations:

1. Show floor plan for the level on which it is placed. Should be easy to see immediately by someone entering that floor of the building.
2. Place signs no more than 4 feet above finished floor.
3. Make sign's lettering at least 3/16 inch high in a sans-serif font. The words shall be in sharp contrast to the background and easy to read.
4. Include emergency procedure information for the physically disabled.
5. Indicate the locations of exits and fire alarm pull stations.
6. Describe what the fire alarm sounds and looks like (audible and visual warning devices).
7. List the fire department emergency telephone number.
8. If there are elevators on the floor, state they are not to be used during emergencies.
9. Other pertinent information may be added to the sign, such as location of fire extinguishers, hazardous material spill kits or emergency preparedness equipment.

10. Use the following symbols for the evacuation signs:

-  You Are Here
-  Fire Extinguisher
-  Elevator
-  Fire Alarm
-  Waiting Area for Disabled Persons

Provide signs at doors for "FIRE RISER INSIDE" and "FACP INSIDE." Signs shall be 10" x 14" with a red border and red lettering on white background.

ADDRESSES FOR BUILDINGS

For all new and existing buildings, the address numerals must be located in a position that is plainly legible and visible from the street, road, or area of the assigned address. If placing numerals directly on the building, 6-inch high metal numbers must be used; if using a monument sign, 6-inch high vinyl numbers must be used. All numbers must be Campus Standard font style. Confirm the placement with the University's Representative and UC Davis Fire Prevention Services.

Example:

Bike Barn
400 Hutchison Drive

Bike Barn address numerals shall be on the Hutchison street side of the Bike Barn building – whether affixed to the building's exterior wall or on a printed monument sign adjacent to the building.

EXTERIOR SIGNAGE

Regulatory sign posts shall be 2 inch, Schedule 80 pipe with threaded bases, lock rings, caps, and with footings a minimum of 12 inches in diameter by 18 inches deep, Square sign posts are not preferred but where they are used, they must be 12 gauge, 2 inch square posts.

Regulatory signs shall have High Intensity Prismatic Sheeting (HIP) applied and shall comply with all applicable codes from the 2010 California Manual on Uniform Traffic Control Devices (MUTCD).

TOILET COMPARTMENTS	10 21 13
----------------------------	-----------------

Floor-mounted, overhead braced type, through-color polymer plastic.

TOILET ACCESSORIES**10 28 13**

The following categories of restroom accessories are those for which the University requires standardization from project to project.

1. Roll Hand Towel Dispenser: Kimberly-Clark, Model #2000 or equal (no known equal).
2. Hand Soap Dispenser - surface mount: Waxie Model #385830 or equal (no known equal). Provide with black 1250ml foam.
3. Hand Soap Dispenser - in counter type: Waxie Model #385670 or equal (no known equal). Provide with push 1500ml foam.
4. Toilet Tissue Dispenser: Dimensions must be a four roll vertical coreless bathroom tissue dispensing system. It must hold up to 6,000 2-ply or 12,000 1-ply sheets. Dispenser must have a dependable roll advancing system; dispenser must facilitate full roll usage.
 - a. Toilet Paper Dispenser - for use in office and low use toilet rooms: Waxie Model #850970. Coreless roll, or equal (no known equal).
 - b. Toilet Paper Dispenser - for high use toilet rooms: Georgia -Pacific Model #56744. Compact quad; coreless, or equal (no known equal).
5. Sanitary Napkin Dispenser: Bobrick Model #B-282 surface mount feminine napkin/tampon vendor; stainless steel; \$0.50 coin mechanism; 11-7/8 inches by 25-7/8 inches by 6-1/2 inches, or equal.
6. Mirrors: Mirrors shall be 1/4" thickness with solid backing. Frames shall be 1/2 inch by 1/2 inch by 1/2 inch heavy duty stainless steel angle, with all corners mitered and welded, Bobrick Series B-165, or equal, sizes as indicated. Tilt mirrors shall be stainless steel with tilt built into frame, Bobrick Model B-293, or equal, sizes as indicated.

Towel disposal units are not required in any new or remodel work. These will be freestanding, provided by the University.

FIRE EXTINGUISHERS**10 44 16**

10 lb. ABC, Amerex 441B, 4A-80BC (10 pound) or equal (no known equal) in semi-recessed or recessed cabinets.